

Leonardo

E1B3A

Nicchia Niche

Cristallo temperato di sicurezza
8 mm. Apertura esterna.
Componenti in ottone cromato/
acciaio. Profili in legabbrill.
Finitura brillantata lucida
Chiusura magnetica
Estensibilità cm 4,5
Cristallo di serie trasparente

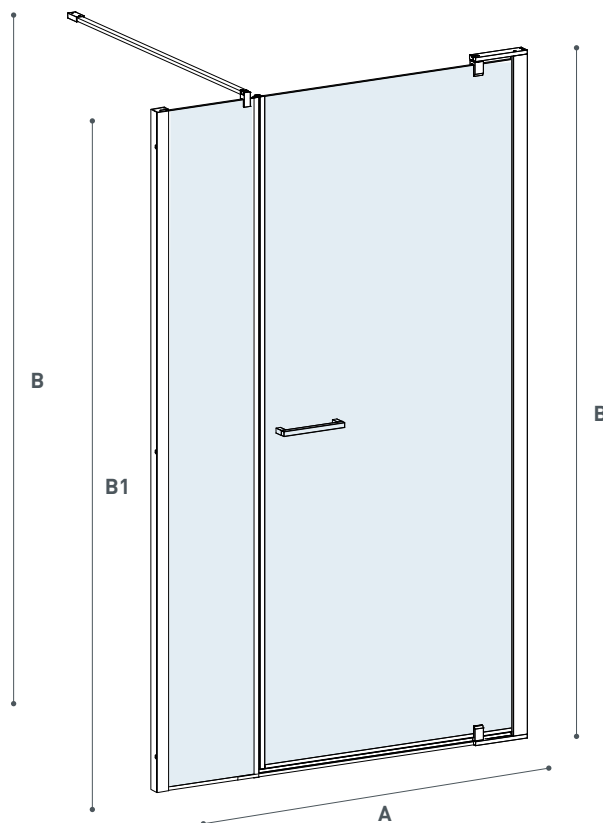
Non reversibile L/R

Tempered safety glass 8 mm.
External opening.
Chromed brass or stainless steel
components. Legabbrill profiles.
Glossy brilliant finishing
Magnetic closure
4,5 cm extensibility
Standard Glass Finishing:
Transparent

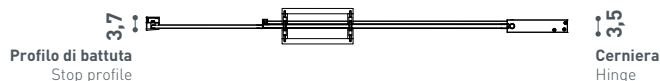
Not reversible L/R



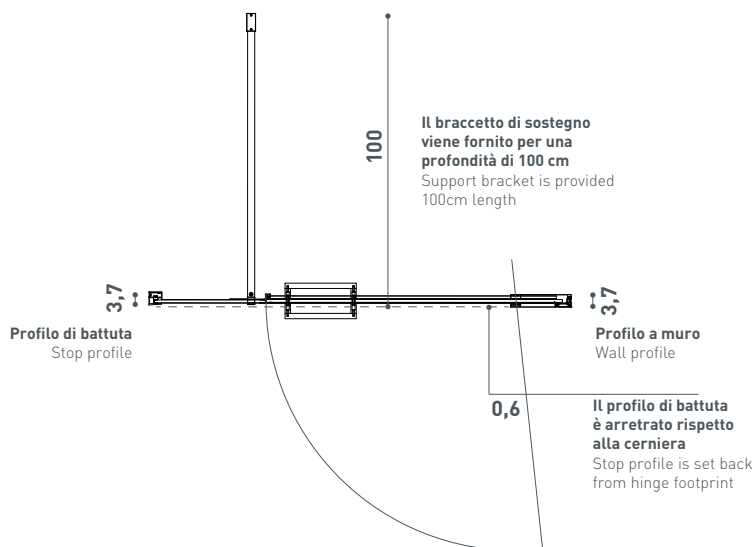
Modello Model	Dimensione Dimension A cm	Entrata Entry C cm	Ingombro Swinging point 90° D cm	Peso Weight Kg	Altezza Height B /B1 cm
E1B3A10	116,5 - 121	67,5 - 70	67 - 69,5	52,5	202,4/200
E1B3A20	136,5 - 141	67,5 - 70	67 - 69,5	60,1	202,4/200
E1B3A30	156,5 - 161	67,5 - 70	67 - 69,5	67,6	202,4/200
E1B3A40	176,5 - 181	77,5 - 80	77 - 79,5	75,1	202,4/200



Sezione a 200 cm
Section at 200 cm



Sezione a 100 cm
Section at 100cm



Versione R
R Version

